

MAXI Blade Fuses Rated 32V

The MAXI® fuse uses "Diffusion Pill Technology" to provide predictable time delay characteristics and low heat dissipation.

Specification

Voltage Rating: 32 VDC
 Interrupting Ratings: 1000A @ 32 VDC
 *Component Level Temperature Range: -40°C to +125°C
 **System Level Temperature Range: -40°C to +105°C
 105°C and 85°C are typical system level temperature requirements.
 Terminals: Ag plated zinc alloy
 Housing Material: PA66 PA66
 Complies with: SAE J 1888, SAE 2576, ISO 8820-3:2002(E)



MAXI (Silver Plated)

MAXI Sn (Tin Plated)

1000A @ 32 VDC
 -40°C to +105°C
 -40°C to +85°C

Sn plated zinc alloy
 SAE J 1888, SAE 2576,
 ISO 8820-3:2002(E)

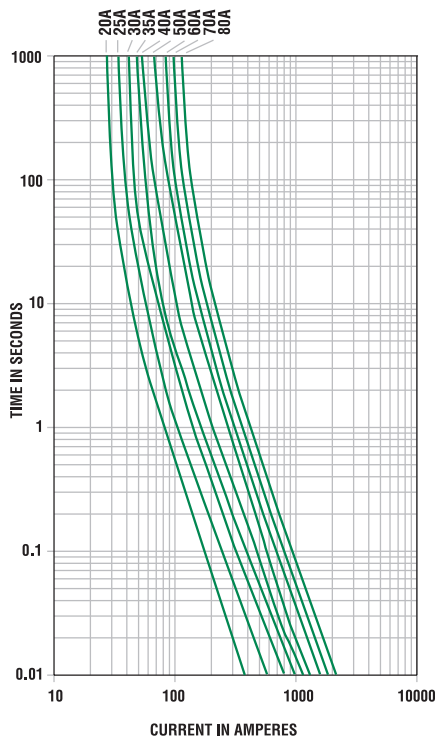
Ordering Information

Part Number	Package Size
0299xxx.ZXNV	1200
0299xxx.L	50
0299xxx.TXN	10
MAXI Sn Fuse	
0299xxx.ZXT	1200

Time-Current Characteristics

% of Rating	Opening Time Min / Max (s)
100	360,000 s / -
135	60 s / 1,800 s
200	2 s / 60 s
350	0.20 s / 7 s
600	0.040 s / 1 s

Time-Current Characteristic Curves



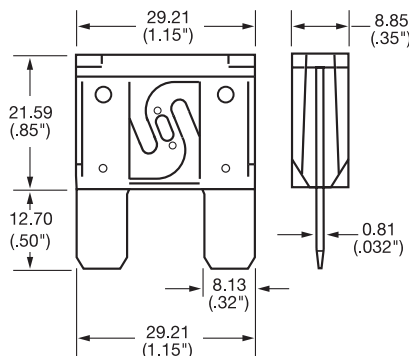
Component Level Temperature** = the maximum ambient temperature that a single fuse will survive. This does not factor-in the heat from a populated fuse box, but does include the heat from the current load with the proper rerating. *System Level Temperature** represents the ambient temperature of the fuse box at a location within the vehicle. The temperature within a populated fuse box (in a given location) will be higher. The limiting factor is the plating. Sn-plating's temperature limit is ~130°C, and Ag-plating allows up to 150°C at the terminal interface.

Ratings

Part Number	Current Rating (A)	Housing Material Color	Typ. Voltage Drop (mV)	Cold Resistance (mΩ)	I ² t (A ² s)
0299020._	20	Yellow	76	3.10	1100
0299025._	25	Grey	75	2.39	2087
0299030._	30	Green	77	1.95	4070
0299035._	35	Brown	75	1.71	6032
0299040._	40	Orange	75	1.42	8450
0299050._	50	Red	73	1.10	11300
0299060._	60	Blue	77	0.89	15300
0299070._	70	Tan	61	0.64	21200
0299080._	80	Light Orange	62	0.54	43600

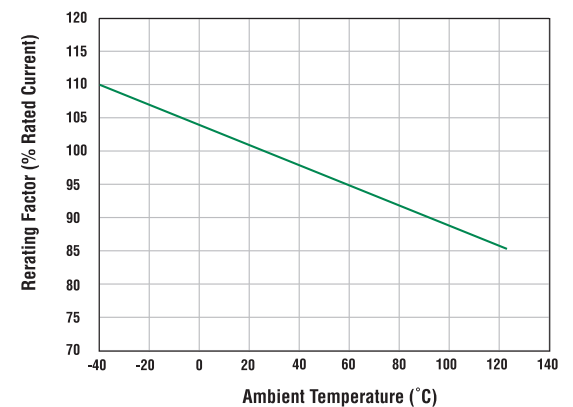
Dimensions

Dimensions in mm



Temperature Rerating Curve

MAXI Fuse Temperature Rerating Curve



Littelfuse products are designed for specific applications and should not be used for any purpose (including, without limitation, automotive applications) not expressly set forth in applicable Littelfuse product documentation. Warranties granted by Littelfuse shall be deemed void for products used for any purpose not expressly set forth in applicable Littelfuse product documentation. Littelfuse shall not be liable for any claims or damages arising out of products used in applications not expressly intended by Littelfuse as set forth in applicable Littelfuse product documentation.